




**RoHS**  
Compliant



Scan to discover


# TRB140 LTE Ethernet Gateway

Quick start guide v2.0



## Front view

- 1 Power LED
- 2 Power socket
- 3 Ethernet port




## Back view

- 1 SIM card slot
- 2 Mobile antenna connector
- 3 Mobile connection type LEDs
- 4 Mobile signal strength indication LEDs
- 5 USB connector
- 6 Reset button

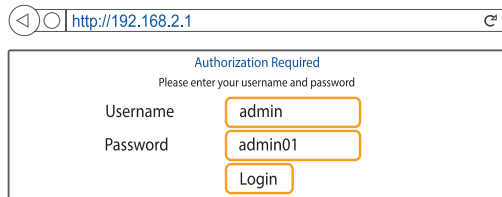
### Power socket pinout

No.	Description	Wire color
1	Power	Red
2	Ground	Black
3	I/O	Green
4	I/O	White



## Device configuration

1. Power on the device and connect USB cable to your computer.
2. Allow the gateway to boot up. This might take up to 30 s.
3. Your computer's OS should detect the USB device and install the drivers for virtual NDIS network adapter. IP address is set automatically via DHCP.
4. Use a Web browser to go to address <http://192.168.2.1>
5. Use the following credentials to login:



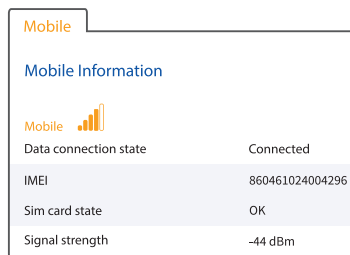
Authorization Required

Please enter your username and password

Username


Password

6. Go to WebUI's Status > Overview page to check the signal strength.



Mobile

### Mobile Information

Mobile 

Data connection state	Connected
IMEI	860461024004296
Sim card state	OK
Signal strength	-44 dBm

## Safety information

TRB140 gateway must be used in compliance with any and all applicable national and international laws and with any special restrictions regulating the utilization of the communication module in prescribed applications and environments.

Radio specifications	
RF technologies	GSM, GPRS, EDGE, UMTS/HSPA+, LTE
Max RF power	32 dBm@GSM, 24 dBm@WCDMA, 23 dBm@LTE
Bundled accessories specifications*	
Power	AC/DC power adapter 9 V, 1 A, 4 pin plug
GSM/WCDMA/LTE antenna	698-868/1850-2690 MHz, 50 Ω, VSWR ≤ 2, gain** 2 dBi, omnidirectional, SMA male connector

\* Order code dependent.

\*\* Higher gain antenna can be connected to compensate for cable attenuation when extension cable is used. The user is responsible for the compliance with the legal regulations.



This sign on the package means that it is necessary to read the User Manual before you start using the device.



This sign on the package means that all used electronic and electric equipment should not be mixed with general household waste.